



Country of Origin : China
 Operating Temperature : 0~40 [°C]
 Dimension : 75 x 34 x 43 [mm]
 Efficiency level (ErP) : 
 Approvals / Marks : 



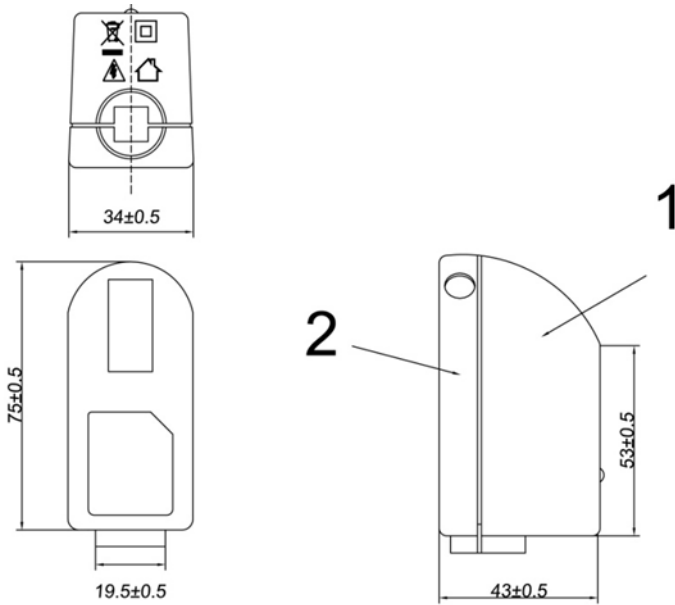
Features:

PWMIC electrical design.
 Wide range Input (90 ~ 264) VAC / (47 ~ 63) Hz + S/T AC input cable 0.5m.
 Over load, over voltage & short protection.
 Output connector: standard: 2.1x5.5x11 or customer requirement.
 For I.T.E. use only + RoHS conform.

Specification:

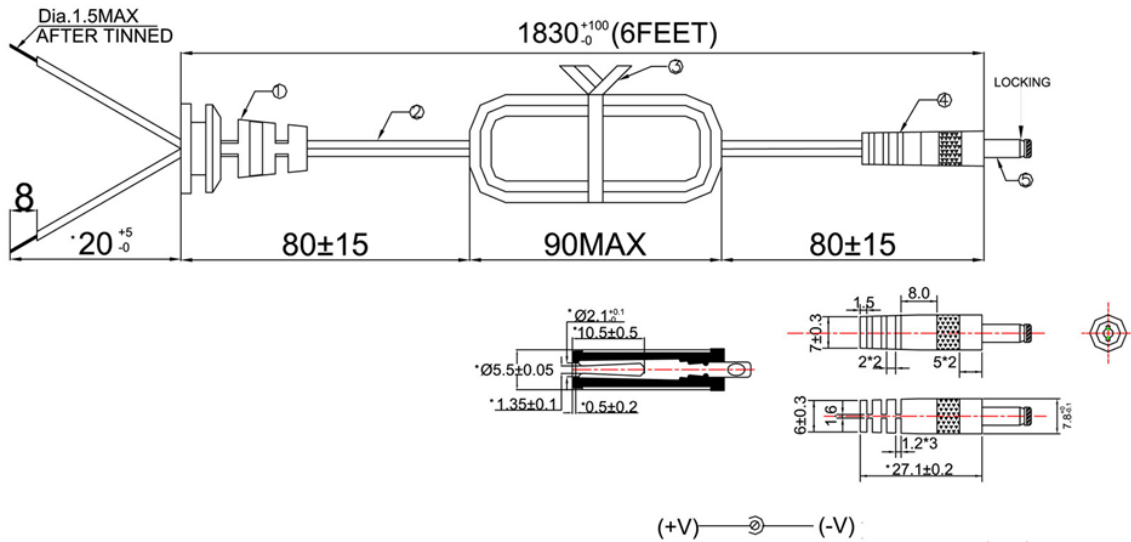
	Model	Voltage DC [V]	Loading [A]	Tol. [%]	OCP [A]	OVP [V]	Efficiency [%]	Max. Power [W]	Ripple & Noise [mV] p-p	Connector UL approved [mm]	
ErP V.	SYS1308-2412-special	12	0.05~2	±5	3.0~8.0	16max	>82	24	120	2.1x5.5x11	
INPUT	Voltage	(90 ~ 264) VAC									
	Frequency	(47 ~ 63) Hz									
	Current	1A rms @ 230VAC At AC low line input and DC output full load									
	Surge Current max.	40A/60Amax. At power supply cold start, ambient temperature 25°C @ 115VAC / 230VAC nominal AC input.									
	Leakage current	<0.25 mA @ 240Vac input									
	Power Consumption	Max. 0.3W @ AC nominal Input and Output min. load									
	Hold-up Time	10ms @ AC nominal Input and Output full load									
	Input AC cable	Standard length: 0.5m; Material: H03VVH2-F 2*0.75mm ² (UL approval); Double insulation									
PROTECTION	Over load	OCP	Fold back								
	Over Voltage	OVP	Voltage limiting								
	Short Circuit	The power supply will self-protect any output to ground, And auto recovery when abnormal circuit faults remove. An output short circuit is defined as any output impedance of less than 0.1 ohms.									
	Input Protection	1A Fuse The power supply shall be protected against power line surges and any abnormal condition.									
	Protection class	II.									
	No Load Operation	Yes, The power supply is provided with noload operation to prevent the power supply and system from damage.									
	Dielectric Strength	HI-POT B I/P-O/P (FG): 3KVAC 10mA @ 1 minute									
OTHERS	Output transient response (dv, tmax)	0.3v dv max 16ms t max									
	Power output limit	Peak27W									
	Turn on delay	7000ms max. @ AC low line Input & Output full load									
	DC output regulation	U=12V, Loading: min 0A – max 2.7A peak, total regulation: 5%, 15s max. at AC nominal input & output 2.7A									
	MTBF Qualification	500,000 Calculated Hours at 25°C, by Telcordia SR-332									
	DC cable & connector	Standard length of the cable 1.8m (18AWGX2C) & It depends on customer requirements and upon specifications									
	Efficiency (Normal)	>82% min. @ 240VAC input & Full load									
	PLD (power line disturbance)	Line power surge: The power supply shall meet its specification with a rise in AC voltage to 120% of maximum rated line voltage (288 voltage for 100-240 VAC operation) for a maximum of 20ms at 50Hz and 16ms at 60Hz. The surge is to be applied five times with an interval of one minute between surges. Line Voltage SAG: The power supply shall continue to meet its specifications with a line voltage drop (and subsequent return to minimum rated voltage) to 68 VAC with a total power sag cycle time of 20 ms (rise and fall time shall equal 10 ms each). By natural air									
	ENVIRONMENT	Temperature	Operating: (0 ~ 40)°C Storage: (-20 ~ 85)°C Temperature coefficient: <±5%/°C								
		Humidity	Operating: (8 ~ 90)% RH Storage: (5 ~ 95)% RH non condensing								
	SAFETY	CE									
CE	EMC	2014/30/EU									
	LVD	2014/35/EU EN 60950-1:2006+A11+A1+A12+A2									
WEIGHT	1pc	N.W.: 168g / pc G.W.: 188g / pc									
		0.48 x 0.26 x 0.44 [m]									
PACKING	Box	56pcs / 1box									
		G.W.: 11.9 kg / box									

Mechanical case specification:




Cable specification:

A) DC- output: STP-1#18AWG*2C (2.1*5.5*11)



B) AC-input :



- 1.CORD MATERIAL:H03VVH2-F 2*0.75mm².(UL APPROVAL).
- 2.OUT JACKET:PVC.COLOR:BLACK.
- 3.RoHS CABLE
- 4.Double Insulation