




Country of Origin : China  
 Operating Temperature : 0~40 [°C]  
 Dimension : 120 x 50 x 27 [mm]  
 Efficiency level (ErP) :   
 Approvals / Marks : 



**Features:**

- Wide range Input (90 ~ 264) VAC / (47 ~ 63)Hz.
- Open Frame power supply, single output.
- Overload, over voltage & short protection.
- For I.T.E. use only + RoHS conform.

**Specification:**

	Model	Voltage DC [V]	Loading [A]	Line/Road regulation [%]	OCp [A]	OVP [V]	Max. Power [W]	Eff. [%]	Ripple & Noise [mV] p-p	AC or DC Cable output
ErP V.	SYS1434-6015-OF	15	0~4	±5	5.5~8.0	24±2	60	≥85	150	(*)
OEM Production	(*) depends on customer request									
OUTPUT	Turn on delay	10000 ms max @ AC low line input@output full load								
	Efficiency (Normal)	Above minimum average efficiency in active mode(Meet CEC V)								
	Transient response (dv, tmax)	1.2 dv max At AC nominal input loading from 50% load to max load or peak load								
		12ms tmax   Dynamic rise time 10uS max , duty 40mS max , Dynamic load step is slew rate of 0.5A/uS								
	Overshoot (δV , δT)	δV =0.1V, δT=2.5ms								
	Undershoot (δV , δT)	δV =0.1V, δT=0.1ms								
	LED display	Yes								
Burn in test	PASS									
INPUT	Voltage	(90 ~ 264)VAC								
	Frequency	(47 ~ 63) Hz								
	Current	1.5A rms @ AC low line input and DC output full load								
	Inrush Surge Current (cold start)	60A max @ power supply cold start, ambient temperature 25°C.230Vac nominal AC input.								
	Leakage current	0.25 mA Max.								
	Power consumption	0.5W rms max. At AC nominal input @ output min load								
	Hold up time	10ms At AC nominal input @ output full load (1 half cycle)								
PROTECTION	Over Current /Short protection	The power supply will self-protect any output to ground, And auto recovery when abnormal circuit faults remove. An output short circuit is defined as any output impedance of less than 0.1 ohms.								
	Over Voltage	The power supply will not be auto recovered when faults remove >>Voltage limit<<								
	Input protection	3.15A Fuse   The power supply shall be protected against power line surges and any abnormal condition.								
	No load protection	The power supply is provided with no load operation to prevent the power supply and system from damage.								
OTHERS	Dielectric Strength (Hi-pot)	Primary to Secondary: 3000VAC / 10mA / 60s								
	M.T.B.F	50,000 hours full rated load operation at 25 °C Input 264V/50Hz, according to the MIL-HDBK-217F								
	Cable length	-								
	PLD (power line disturbance )	LINE POWER SURGE   LINE VOLTAGE SAG – more information will be provide on request								
	Cooling method	By natural air								
	Temperature coefficient:	< ±0.5% / °C								
ENVIRONMENT	Temperature	Operating: (0 ~ 40)°C / Storage: (-30 ~ 85)°C								
	Humidity	Operating: 20% ~ 70% RH / Storage: 5% ~ 95% RH non condensing								
<b>SAFETY CE</b>										
EMC	Meet EN55022 class B, Fcc part 15 Sub part B class B.									
PACKING	1pc	N.W.: =300g / pc   G.W.: -g / pc								
	BOX	-(L)-(W)-(H) [mm] pcs / 1box G.W.: - kg/box								

**Mechanical case specification:**

